

The King's Challenge

GUIDE

Castle entrance



Q 1 Castle entrance

Q 2 Hint.




The Red Hall




- 🔍 1 : Hint
- 🔍 2 : Tapestry (4 identical clickable zones)
- 🔍 3 to 5 : Instructions needed to solve the puzzle
- 🔍 6 : Corridor
- Σ The numbers on the armors are useful.



The Reception Room



- 🔍 1 Candlestick
- 🔍 2 Reception room




- 🔍 Click on « Return » to go back.
- Σ You need the candlestick to solve this puzzle. Where could it be?



The Knights Puzzle

🔍 Click on the table.



🔍 Click on the knights to see the instructions.


🔍 Click on the dotted lines to change them.

Σ How many pieces do we need?

Σ How many different symbols are there?



The Library



- Q 1-2 : Instructions needed for the puzzle
- Q 3 : The picture is useless for the puzzle
- Q 4 : The « maze » puzzle
- Σ To find your path, you have to find the directions and the distances.
- Σ Where's the North?



The Last Door

Pour chaque ligne et pour chaque colonne, cet indice vous mènera aux trésors du château

$2 \times$

$1 \times$

$1 \times$

$1 \times$

- 🔍 Click on the circles to change them
- 🔍 Some circles cannot be changed




SOLUTIONS

The Red Hall


Click on the doors in this specific order.




The Reception Room



The Knights Puzzle



The Library

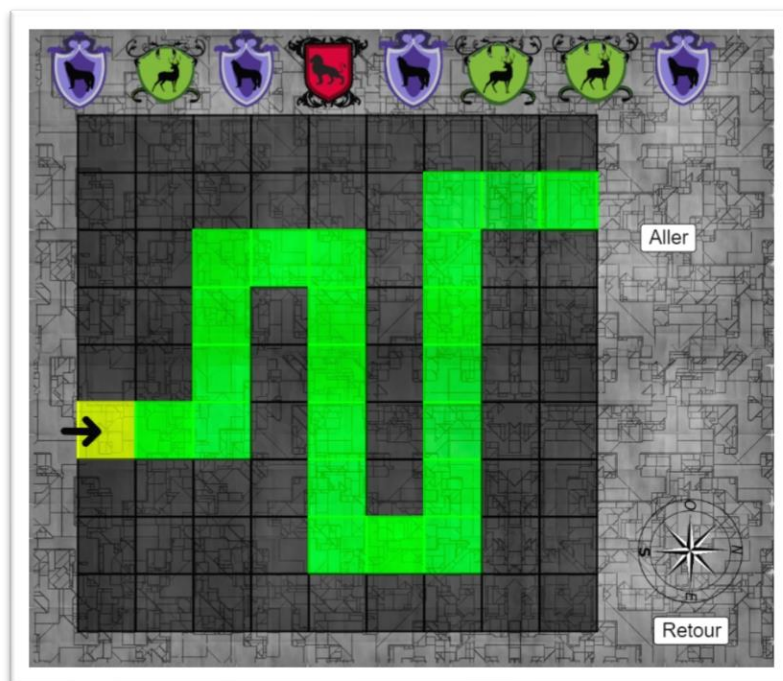


Each symbol is associated to a distance and a direction.



The Library

(Look at the compass)



The Last Door

